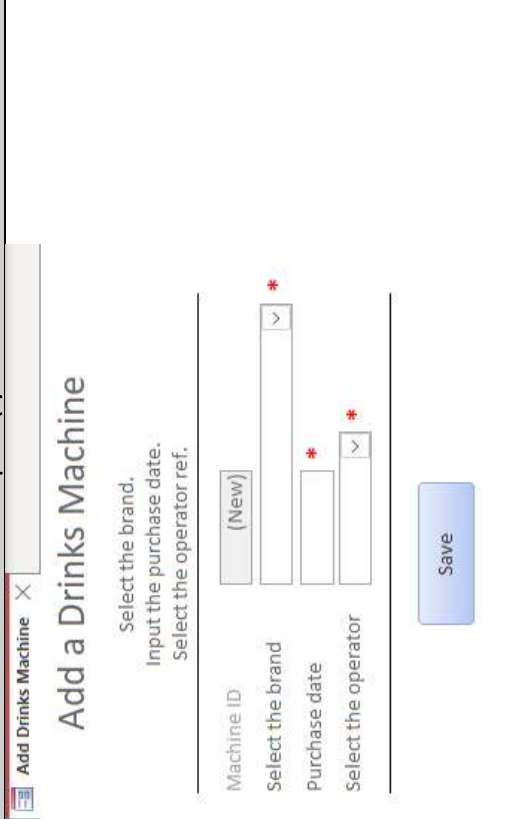

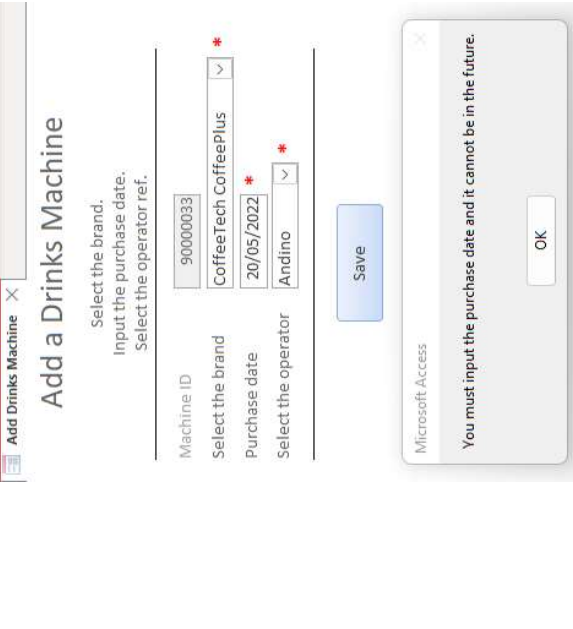
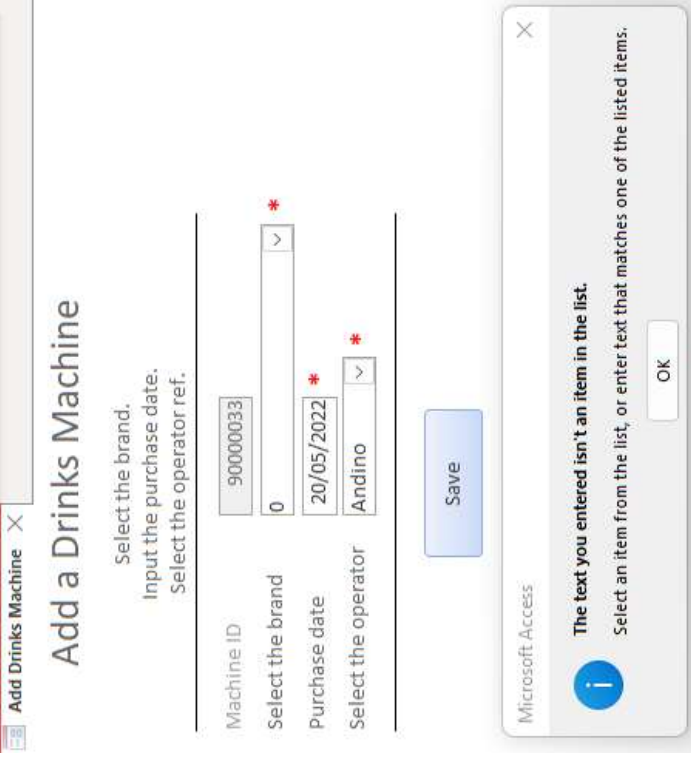

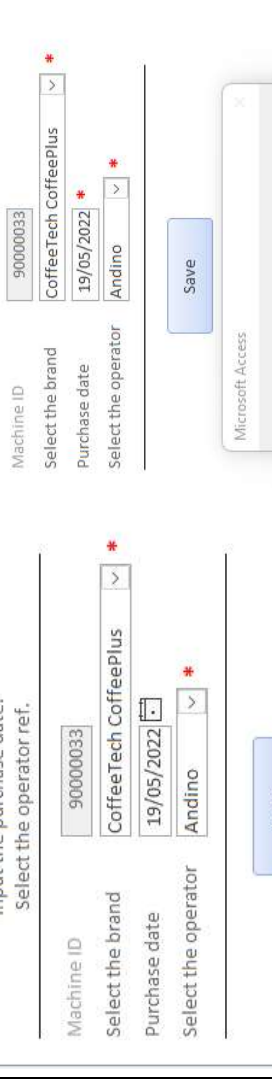

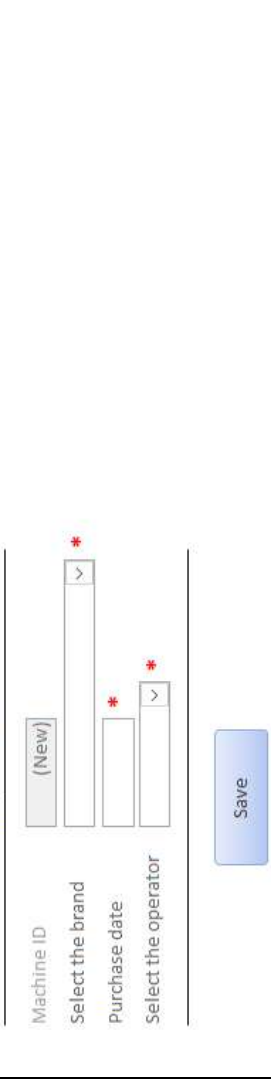




Activity 7 – Interface testing

NOTE: The type of test and error column have been removed so that the contents fit better on the screen.

Test No	Test data	Expected results	Add screenshot(s) of the results of this test (and any retests) Ensure you show the test data used in the screenshot(s)
1	Open the form	The form is ready for data entry	
2	MachineID: 90000033 Brand: CoffeeTech CoffeePlus (4) PurchaseDate: blank Opertor: Andino (9)	Error message to appear saying “You must input the purchase data and it cannot be in the future” to appear	

Test No	Test data	Expected results	Add screenshot(s) of the results of this test (and any retests) Ensure you show the test data used in the screenshot(s)
3	MachineID: 90000033 Brand: CoffeeTech CoffeePlus (4) PurchaseDate: 20/05/2022 Operator: Andino (9)	Error message to appear saying "You must input the purchase data and it cannot be in the future" to appear	
4	MachineID: 90000033 Brand: 0 PurchaseDate: 20/05/2022 Operator: Andino (9)	Error message to appear saying "The text you entered isn't an item in the list" and "Select and item from the list, or enter text that matches one of the listed items." to appear	

Test No	Test data	Expected results	Add screenshot(s) of the results of this test (and any retests) Ensure you show the test data used in the screenshot(s)
5	MachineID: 90000033 Brand: CoffeeTech CoffeePlus (4) PurchaseDate: 19/05/2022 Operator: Andino (9)	MachineID: 90000033 Brand: CoffeeTech CoffeePlus PurchaseDate: 19/05/2022 Operator: Andino To be saved in tblMachine as a new record Save message to appear saying Form to be cleared	 <p>The screenshot shows the 'Add a Drinks Machine' form with the following data: Machine ID: 90000033, Brand: CoffeeTech CoffeePlus, Purchase date: 19/05/2022, and Operator: Andino. A 'Save' button is visible at the bottom.</p>
			 <p>This screenshot shows the 'Add a Drinks Machine' form with the 'Save' button highlighted in blue. The form fields contain the same test data as the previous screenshot.</p>
			 <p>This screenshot shows the 'Add a Drinks Machine' form with the 'Save' button highlighted in blue. The form fields contain the same test data as the previous screenshots.</p>
			 <p>This screenshot shows the 'Add a Drinks Machine' form with the 'Save' button highlighted in blue. The form fields contain the same test data as the previous screenshots.</p>
			 <p>This screenshot shows the 'Add a Drinks Machine' form with the 'Save' button highlighted in blue. The form fields contain the same test data as the previous screenshots.</p>

Test No	Test data	Expected results	Add screenshot(s) of the results of this test (and any retests) Ensure you show the test data used in the screenshot(s)
6	MachineID: 90000001 Week beginning: 16/05/2022 Meter reading: 1933 Money collected: 109 Highest reading: blank Drinks sold: blank Money expected: blank Engineer: blank	Highest reading: 1833 Drinks sold: 100 Money expected £120.00 Engineer: Call engineer	 <p>The screenshots show the 'Meter Readings' form. The left screenshot shows the form with empty input fields. The right screenshot shows the form with values entered: Machine ID 900000000, Week beginning 16/05/2022, Meter reading 1933, Money collected £109.00, Highest reading 1833, Drinks sold 100, and Money expected £120.00. A 'Call engineer' button is visible at the bottom.</p>