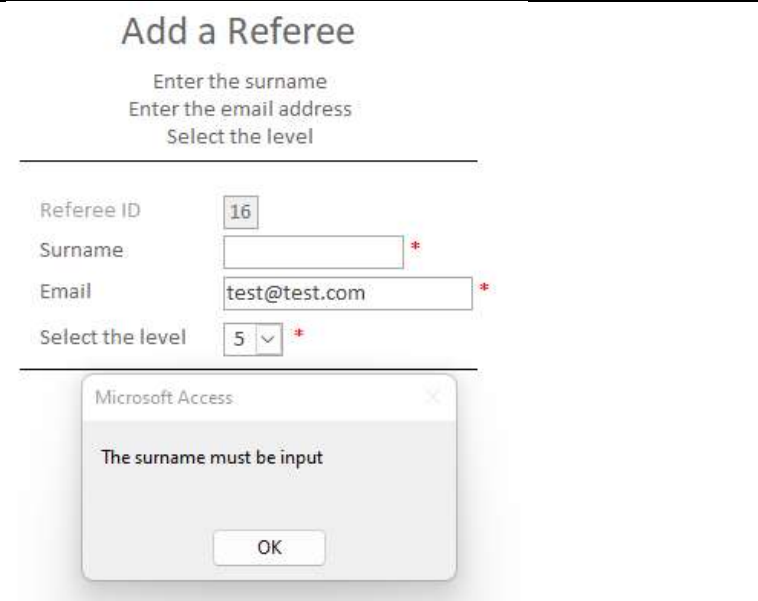
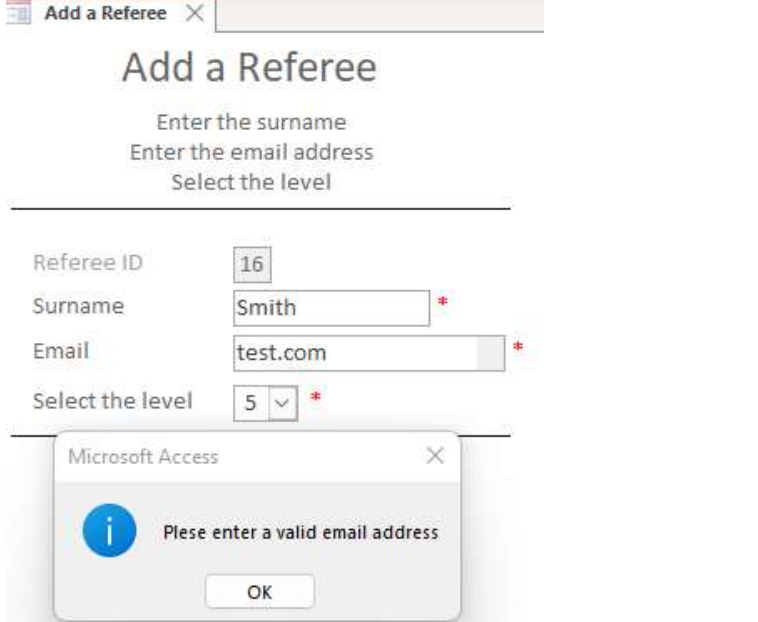
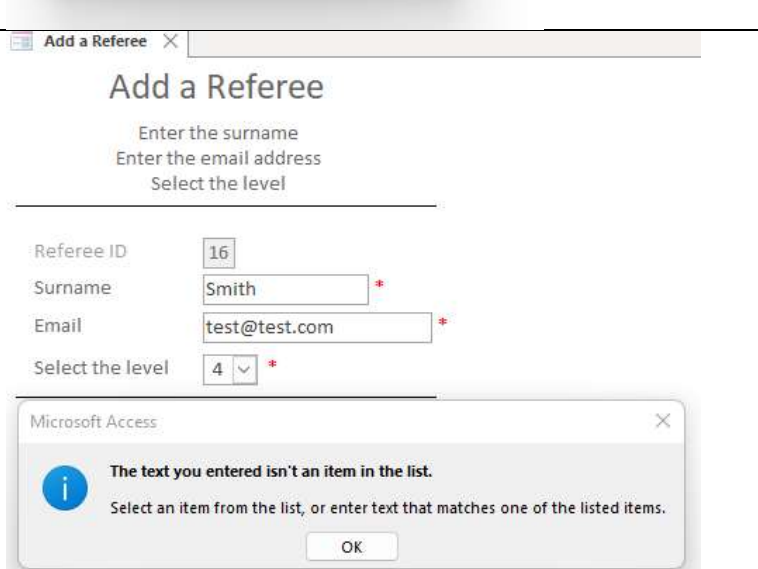
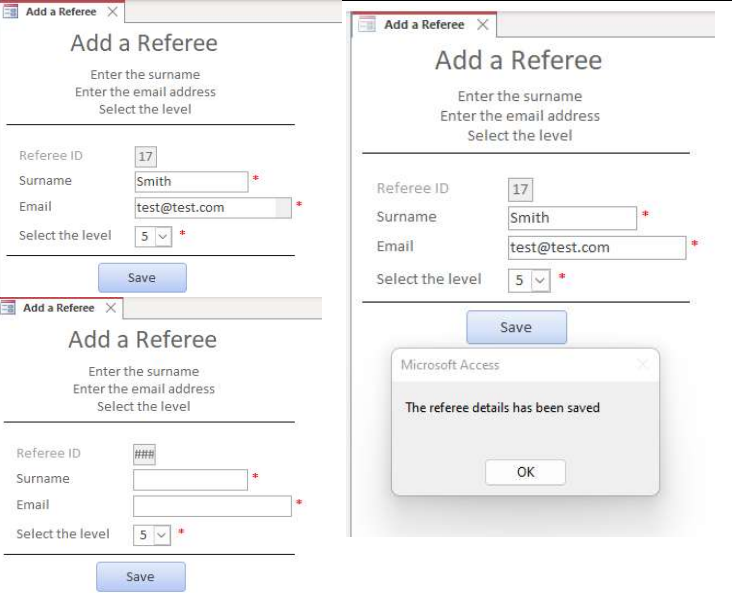


## Activity 7 – Interface testing

Test No	Test data	Expected results	Add screenprint(s) of the results of this test (and any retests) Ensure you show the test data used in the screenprint(s)
1	RefereeID: generated Surname: left blank Email: test@test.com Level: 5	Error message to say "The surname must be input"	 <p>The screenshot shows the 'Add a Referee' form. The Referee ID is 16, Surname is blank, Email is test@test.com, and Level is 5. A Microsoft Access dialog box displays the error message: "The surname must be input".</p>
2	RefereeID: generated Surname: Smith Email: test.com Level: 5	Error message to say "Please enter a valid email address"	 <p>The screenshot shows the 'Add a Referee' form. The Referee ID is 16, Surname is Smith, Email is test.com, and Level is 5. A Microsoft Access dialog box displays the error message: "Please enter a valid email address".</p>
3	RefereeID: generated Surname: Smith Email: test@test.com Level: 4	Error message to say The item is not in the list and the user must select an item from the list	 <p>The screenshot shows the 'Add a Referee' form. The Referee ID is 16, Surname is Smith, Email is test@test.com, and Level is 4. A Microsoft Access dialog box displays the error message: "The text you entered isn't an item in the list. Select an item from the list, or enter text that matches one of the listed items."</p>

4	RefereeID: generated Surname: Smith Email: test@test.com Level: 5	The data is saved in tblReferee. A message is displayed to say the details have been saved and the form clears ready for the next data entry	
5,6,7	Team: Northside College Goals For: 4 Goals Against: 4	Result to be automatically displayed as a draw  Total Goals For: 4+4=47 Total Goals Against: 4+4=45	