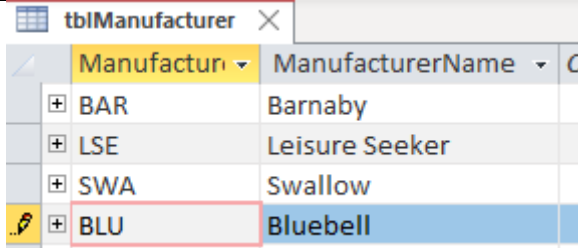
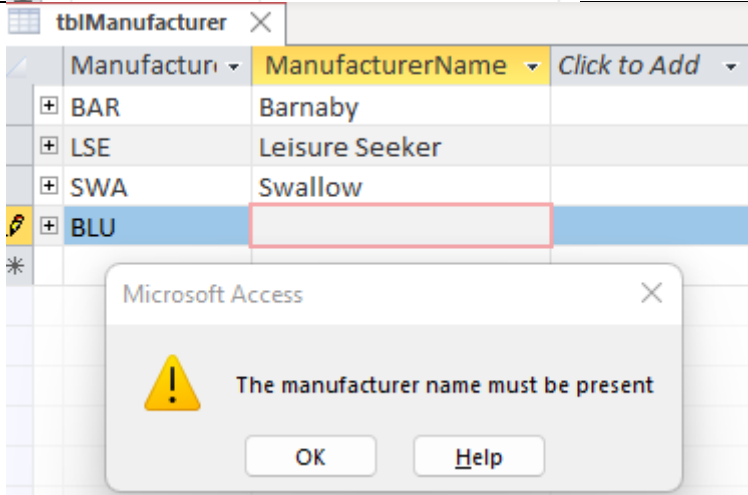
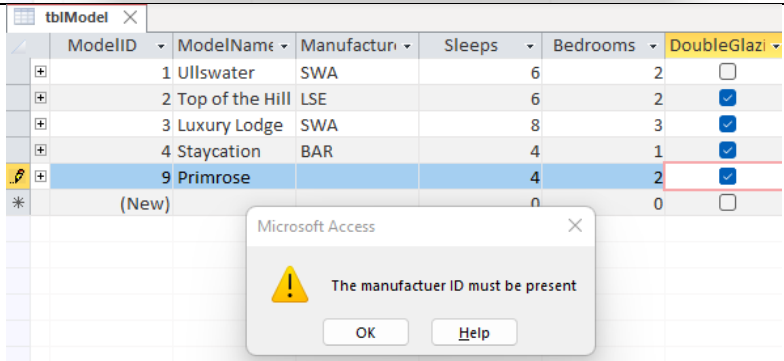
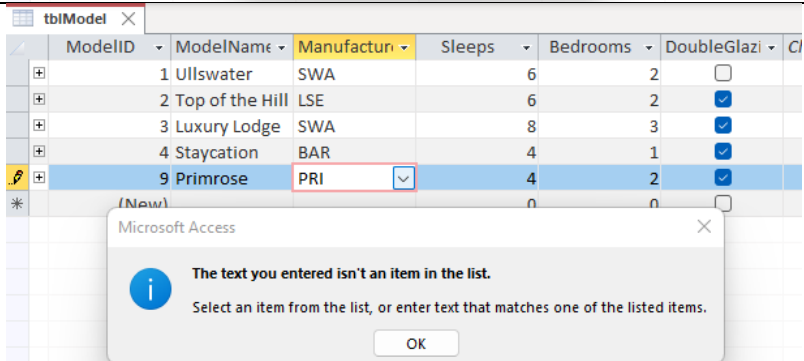
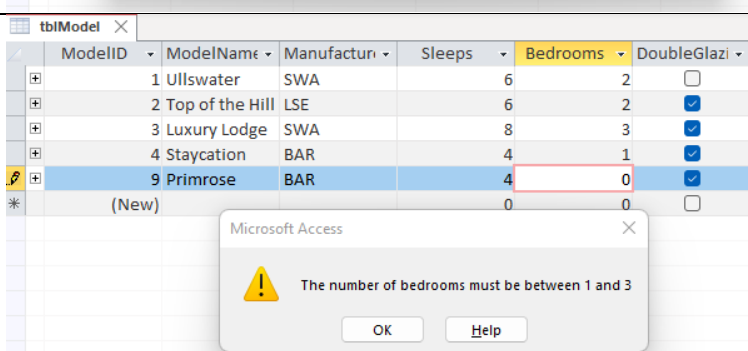
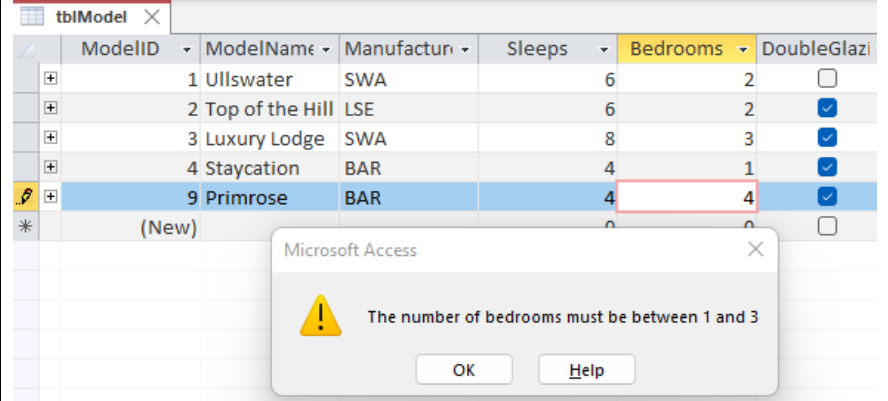


## Activity 4 – Structure testing

Test No	Test data	Expected results	Add screenprint(s) of the results of this test (and any retests) Ensure you show the test data used in the screenprint(s)
1	ManufacturerID:Blu Manufacturer Name: Bluebell	Blu to be automatically changed to uppercase	
2	ManufacturerID:BLU Manufacturer Name: Blank	Error message to be displayed saying the manufacturer name must be present	
3	ModelID: 9 ModelName: Primrose ManufacturerID: Blank Sleeps:4 Bedrooms:2 DoubleGlazing: Yes	Error message to be displayed saying the manufacturer ID must be present	
4	ModelID: 9 ModelName: Primrose ManufacturerID: pri Sleeps:4 Bedrooms:2 DoubleGlazing: Yes	Error message to be displayed saying the text you entered isn't an item in the list	
5	ModelID: 9 ModelName: Primrose ManufacturerID:BAR Sleeps:4 Bedrooms:0 DoubleGlazing: Yes	Error message to be displayed saying the number of bedrooms must be between 1 and 3	

6	ModelID: 9 ModelName: Primrose ManufacturerID:BAR Sleeps:4 Bedrooms:4 DoubleGlazing: Yes	Error message to be displayed saying the number of bedrooms must be between 1 and 3	
---	---	---	---