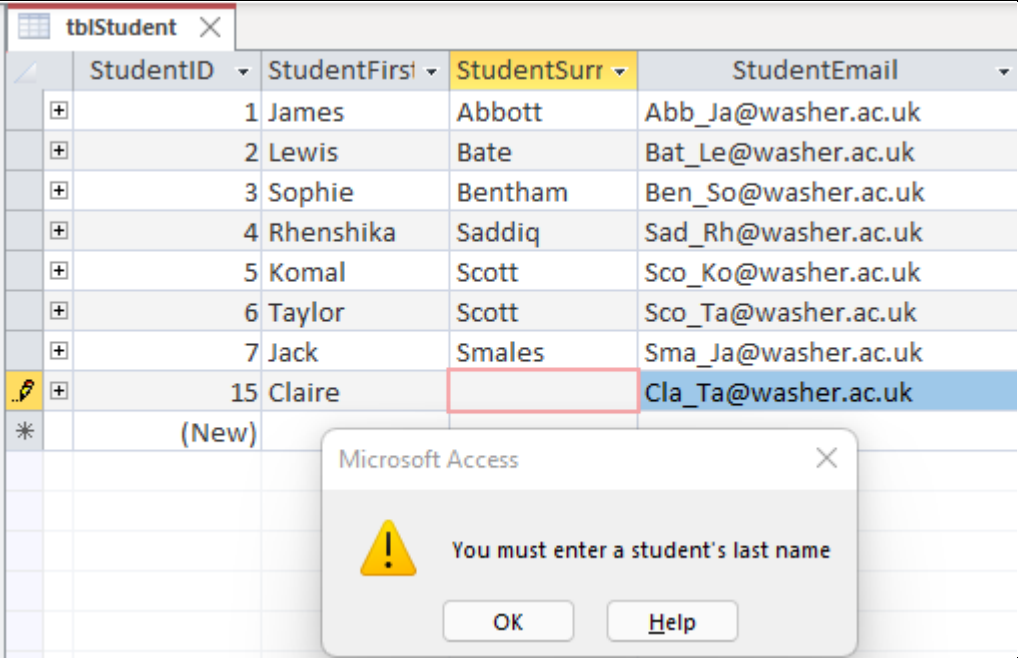
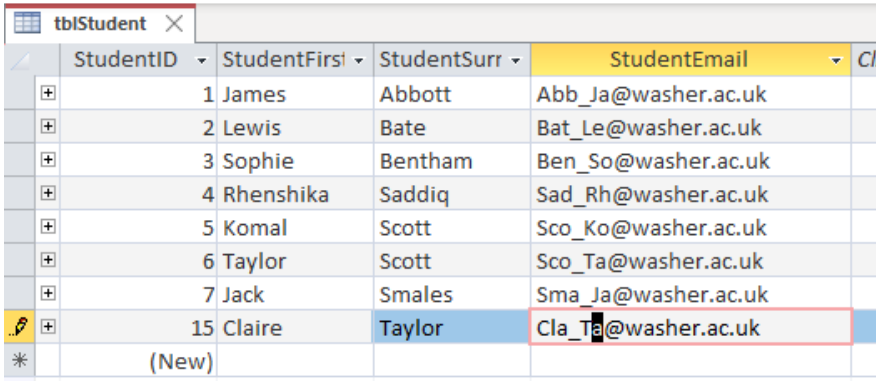
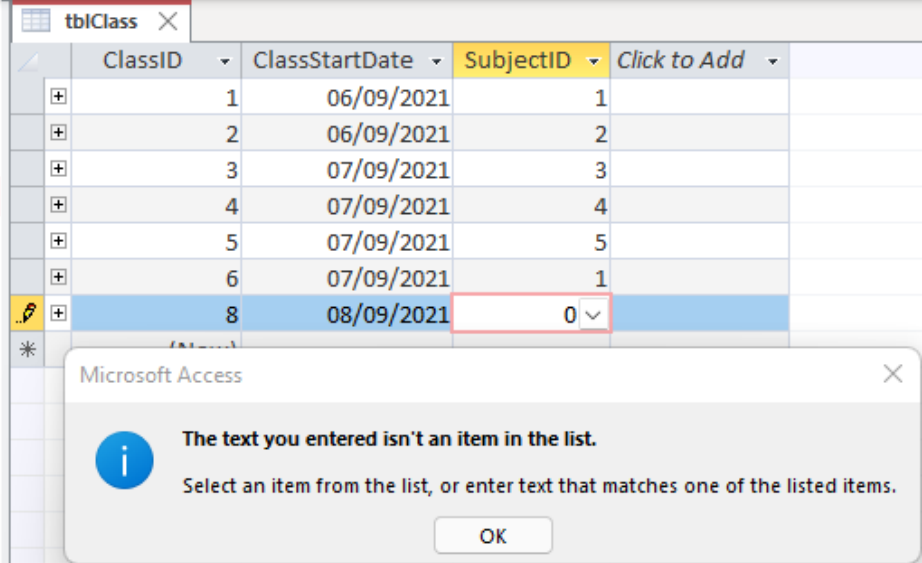
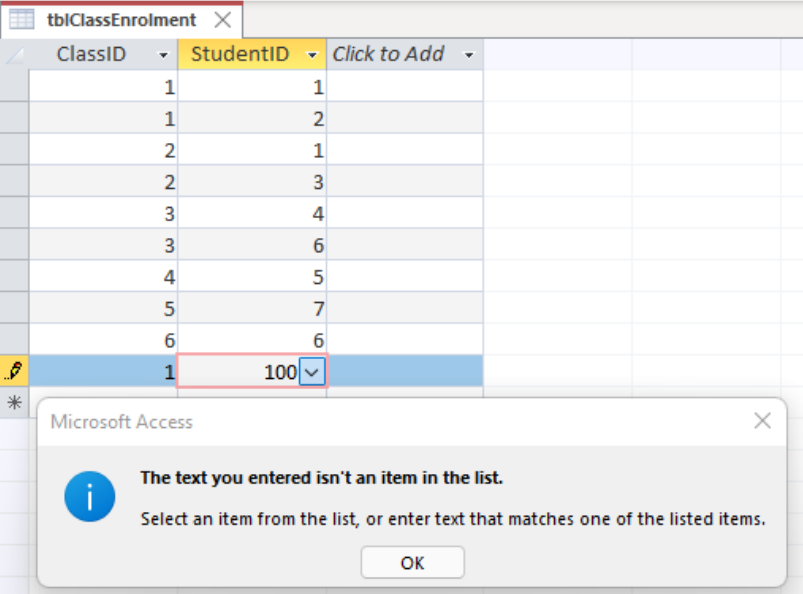


Activity 4 – Structure testing

NOTE: The type of test and error column have been removed so that the contents are more easily readable in this format.

Test No	Test data	Expected results	Add screenshot(s) of the results of this test (and any retests) Ensure you show the test data used in the screenshot(s)
1	StudentID: 15 StudentFirstname: Claire StudentSurname StudentEmail: Cla_Ta@washer.ac.uk	An error message to appear telling the user they have to enter a student's last name	
2	StudentID: 15 StudentFirstname: Claire StudentSurname: Taylor StudentEmail: Cla_Tay@washer.ac.uk	No error message to appear but the cursor will not move on to allow the user to input the y	

Test No	Test data	Expected results	Add screenprint(s) of the results of this test (and any retests) Ensure you show the test data used in the screenprint(s)
3	SubjectID: 6 SubjectTitle: GCSE Biology SubjectLevel: 0	An error message to appear telling the user the subject level they have input is not an item in the list and that they have to select an item from the list	
4	SubjectID: 6 SubjectTitle: GCSE Biology SubjectLevel: 4	An error message to appear telling the user the subject level they have input is not an item in the list and that they have to select an item from the list	

Test No	Test data	Expected results	Add screenprint(s) of the results of this test (and any retests) Ensure you show the test data used in the screenprint(s)
5	ClassID: 8 ClassStartDate: 08/09/2021 SubjectID: 0	An error message to appear telling the user the subject level they have input is not an item in the list and that they have to select an item from the list	 <p>The screenshot shows the Microsoft Access interface for the 'tblClass' table. The table has columns: ClassID, ClassStartDate, SubjectID, and Click to Add. The row with ClassID 8 and ClassStartDate 08/09/2021 is selected. The SubjectID field for this row contains the value 0. A Microsoft Access error dialog box is overlaid on the table, stating: "The text you entered isn't an item in the list. Select an item from the list, or enter text that matches one of the listed items." with an OK button.</p>
6	ClassID:1 StudentID: 100	An error message to appear telling the user the subject level they have input is not an item in the list and that they have to select an item from the list1	 <p>The screenshot shows the Microsoft Access interface for the 'tblClassEnrolment' table. The table has columns: ClassID, StudentID, and Click to Add. The row with ClassID 1 and StudentID 100 is selected. A Microsoft Access error dialog box is overlaid on the table, stating: "The text you entered isn't an item in the list. Select an item from the list, or enter text that matches one of the listed items." with an OK button.</p>